






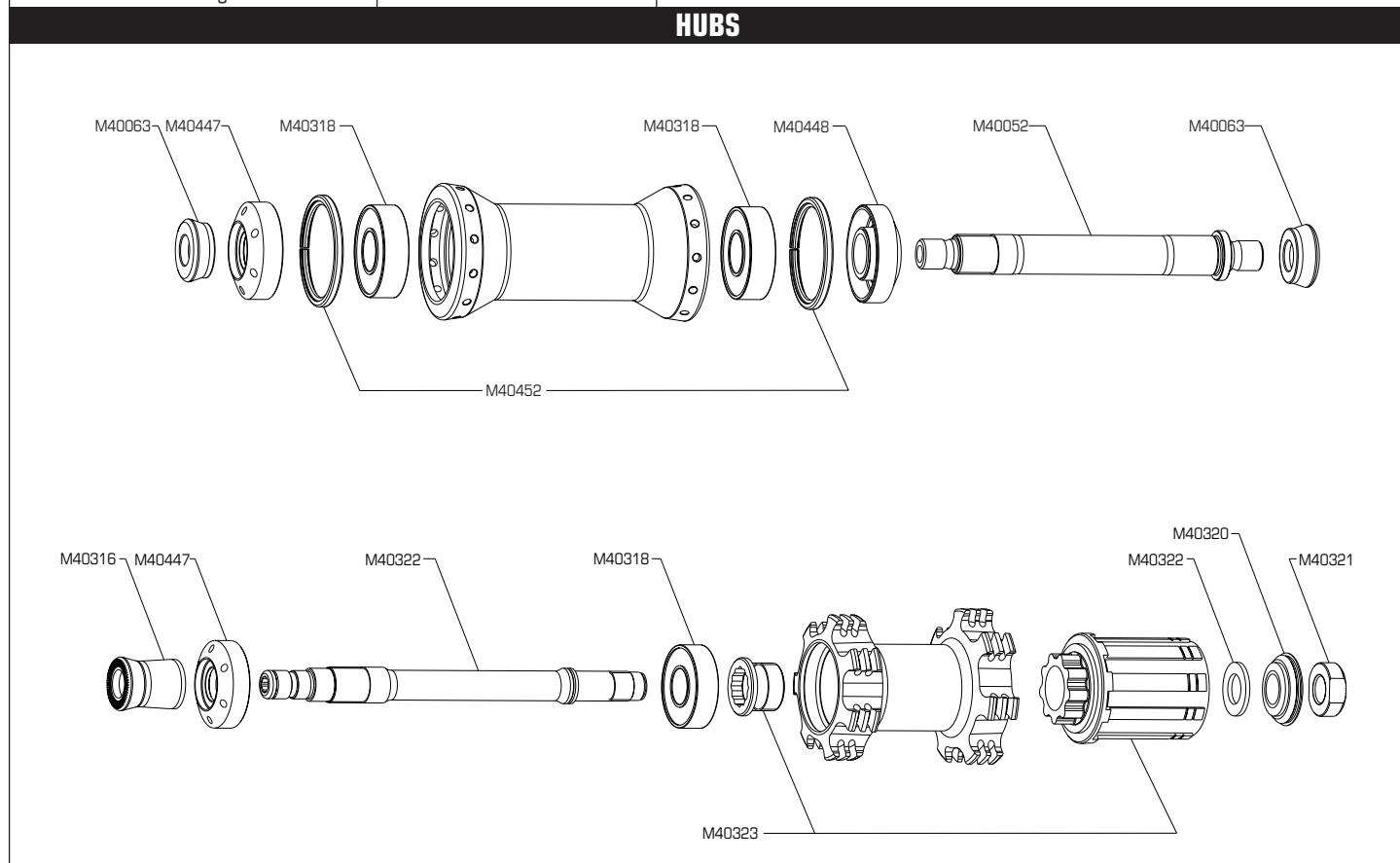
COSMOS™

Use : **Use only on a road bike.** Any other use (such as on a tandem, cyclo-cross bike, mountain bike...) is strongly inadvisable, and is the sole responsibility of the user, which voids the Mavic® warranty.

WHEEL WEIGHT WITHOUT SKEWER :
FRONT : 750 g.
REAR : 1050 g.

REF. BLACK WHEELS : REF. GRAY WHEELS :
FRONT : M23400 FRONT : M23420
FRONT : M23401 FRONT : M23421
PAIR : M29034 PAIR : M29093

RIM		
COMMERCIAL REFERENCES	VALVE HOLE Ø	RECOMMENDED TIRE WIDTH AND PRESSURE
Black front : M40531 Black rear : M40532	 Ø : 6,5 mm Length: ≥ 32 mm	 Dimensions: Ø 700 only ETRTO compatible 622 x 13 Recommended tire width: 19 - 28  Recommended tire pressure: See page 6
Gray front : M40764 Coating  Gray rear : M40765 Coating 		



MAINTENANCE: Clean with a dry cloth or soap and water.
Do not use pressurized water.

WHEEL BUILDING			
FEATURES :	2.3-2.0 round stainless steel straight pull spokes with ABS type of nipples (self-locking)	LACING PATTERN :	Front : radial Rear : 3 cross pattern on both sides
REFERENCE :	Front : M40520, length 287 mm (per 10) Rear FWS : M40523, length 308 mm (per 10) Rear OFW : M40524, length 310 mm (per 10)	TENSION :	Front : 80 ± 90 kg Rear free wheel side: 100 - 110 kg

ACCESSORIES	
WHEEL DELIVERED WITH : <ul style="list-style-type: none"> • Front quick release skewer : M40350 • Rear quick release skewer: M40351 • Rim tape 	<ul style="list-style-type: none"> • Spoke maintenance wrench: M40123 (with the rear wheel only) • Instructions and warranty card

MAINTENANCE

For all maintenance procedures (removing the front hub, removing the rear hub, replacing spokes or rims), refer to the 2000 technical manual or our website [HYPERTEXT LINK http://www.tech-mavic.com](http://www.tech-mavic.com).

