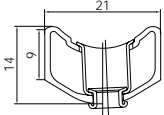
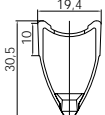







TUBULAR ROAD RIMS

TYPE		CLASSIC	PROFILED
MODEL		REFLEX	CXP 30
RIM SECTION			
TECHNOLOGY			
RECOMMENDATIONS FOR USE		Road competition and training Cycloport	Road competition and training Cycloport
MATERIAL			6106
DIAM. OF VALVE HOLE		Ø 6,5 mm	Ø 6,5 mm
VALVE HEIGHT		h = 32 mm	h = 51 mm
RECOMMENDED TIRE SECTION		20 to 22 mm	18 to 22 mm
EYELETS		Double	Profiled
AVERAGE WEIGHT		375	540
DRILLING		28.32.36	28.32.38
FINISH	HARD LAYER + CERAMIC		
	HARD LAYER		
	BLUE FRANCE	Blue France	
	SILVER	Silver	Silver
SPOKE NIPPLE		12 mm	16 mm
LENGTH	MATERIAL	Nickel-plated brass or anodized aluminum	Nickel-plated brass or anodized aluminum
SPOKE SUPPORT DIAMETER		610 mm	584 mm